

ZigBee+BLE Gateway

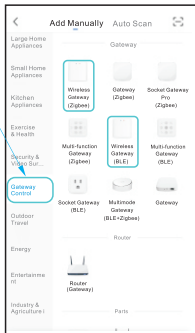
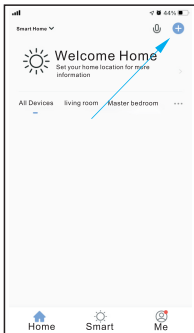
User Manual





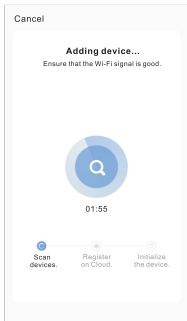
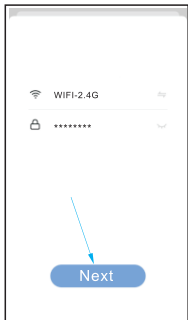
Download 'Smart Life' app

1. Connect your phone to Wi-Fi (Only 2.4GHz)
2. Turn on the phone's Bluetooth Switch
3. Open the mobile data network





1. Power on the gateway
2. Hold the RESET button for 5s
3. Make sure **the blue light is on**, and **the red light is blinking**.





Found 1 devices. Added 0 successfully.



Smart Gateway



Found 1 devices. Added 1 successfully.



Smart Gateway



Next

Done



Smart Gateway

Device added successfully

living room

Master bedroom

Second bedroom

restaurant

kitchen

study



Smart Home



Welcome Home

Set your home location for more information

All Devices living room Master bedroom Second bedroom ...



Smart Gateway



Home



Smart



Me

FAQ&Feedback

1. Only support 2.4GHz, not 5GHz.
2. The distance between the device and the router should not be too far away, which will affect the Wi-Fi signal.
3. Make sure the Wi-Fi password is entered correctly.
4. If the connection fails, try sharing the access point with another phone instead of the router's Wi-Fi. This method can help us determine if the Wi-Fi signal from the router is compatible with this product.
5. When the device is connected correctly, don't remove it; otherwise, it will be restored to factory settings and cannot be controlled directly.
6. If you change the Wi-Fi password, please reconnect. When restoring factory settings, you must turn off the lamp for 10 seconds and then try again.