









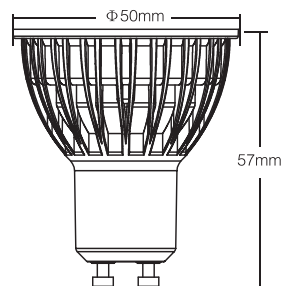
Manual Instruction

GU10 RGB+CCT LED Spotlight
Model No.:LM080

0201-7

1. Features

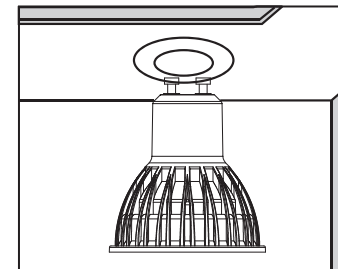
-  RGB+CCT
16 Millions of colors to choose
-  Color temperature
2700K~6500K
-  Dim brightness/
Saturation
-  2.4G RF wireless transmission
technology
-  Signal transmitting &
Modes synchronization
-  Remote control
Control distance 30m
-  Smartphone APP control
(2.4GHz gateway is needed)
-  Support third party voice control
(2.4GHz gateway is needed)



GU10 RGB+CCT LED Spotlight
Model No.: LM080
Power: 4W
Voltage: 100-240V~ 50/60Hz
Rated Current: 0.07A
Working Temp.: -10~40°C
Color Temp.: 2700K~6500K
Luminous Flux: 300LM-320LM
Luminous Efficiency: 80LM/W
CRI:>80
Lifespan: 50000h
Beam Angle: 30°
RF: 2.4GHz
Control Distance: 30m
Product Weight: 42g

2. Instructions

Step 1
Put the light bulb in the suitable lighting fixture.



Step 2: Link/Unlink

Compatible with these remote controls (Purchase separately)



Model No.: 096



Model No.: 091

NOTE:
Light will work after linking with remote control;
for more details, pls read the remote instruction.

3. Dynamic Mode Sheet

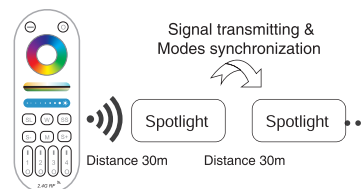
No.:	Dynamic Mode	*Brightness / Saturation / Speed*	Auto-Sync
1	Riotous Profusion	Adjustable	Under same remote, same zone, same speed and dynamic mode, lights can be auto-sync
2	Blue Sky		
3	Gorgeous Color		
4	Ocean		
5	Dreamlike		
6	Christmas		
7	Forest		
8	Birthday		
9	Blooming		

4. Signal transmitting

One lighting fixture can transmit the signals from the remote control to another lighting fixture within 30m, as long as there is a lighting fixture within 30m, the remote control distance can be limitless.

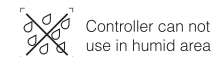
5. Modes synchronization

Different lighting fixture can work synchronously when they are started at different times, controlled by the same remote, under same dynamic mode and within 30m distance.



6. Attention

- When install the lighting fixtures, pls switch off the power to make sure the safety.
- Please check whether the input voltage supply is in accordance with the lighting fixtures.
- Non-professional user cannot dismantle the lighting fixtures directly, otherwise, it may cause fire and electric shock.
- Please do not use lighting fixtures around the mental area and high magnetic field, otherwise, it will badly affect the control distance.



Controller can not use in humid area



Can not connect with dimmable electric circuit, please use remote to dimi lighting



Made in China