

## P0 Rotating CCT control panel

Model No.: P0

### Product Feature

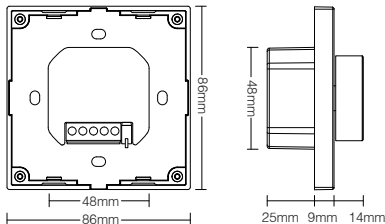
- Stepless dimming, color temperature and brightness adjustable
- 4096 levels of smooth dim., min. brightness can reach 0.1%
- Can pair with 12 remote controllers (control distance 30m)
- Auto-forwarding: The controller auto-forwards the signal directly, making the remote control distance infinite
- Supports Do Not Disturb mode setting, suitable for areas with frequent power outages to save electricity
- Support "Tuya Smart" APP control (2.4G gateway required)
- Support Alexa, Google Assistant, Yandex Alice, Tmall Genie, Xiaodu, Xiaoai (2.4G gateway required)



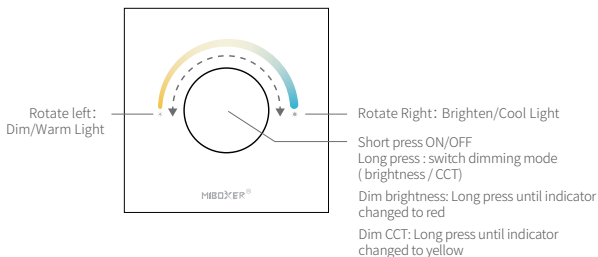
White  Black

### Product Parameter

Product Name:	Rotating CCT control panel	Dimming Level:	-10~40°C
Model No.:	P0	Dimming Range:	0.1~100%
Working voltage:	DC12V~48V	Dimming Curve:	Logarithm
Output current:	Max 12A	EMC Standards (EMC):	ETSI EN 301 489-1 V2.2.3 ETSI EN 301 489-3 V2.3.1
Output power:	144~576W	Safety Standard (LVD):	EN 61347-1: 2015+A1:2021 EN 61347-2-11:2001+A1: 2019
Output Type:	Constant voltage output	Radio equipment (RED):	ETSI EN 300 400 V2.2.1
RF:	2.4GHz	Certification:	CE, EMC, LVD, RED
Control Distance:	30m	Warranty:	5 Year
IP Rate:	IP20		
Working Temperature:	-10~40°C		

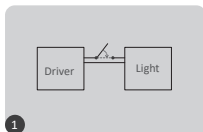


## Indication



## Link/Unlink

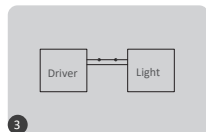
**Link** controller must link with remote before using it



turn off light 10 seconds and turn on again



short press "ON" 3 times within 3 seconds

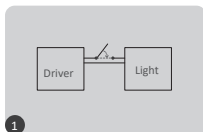


link is done once light flashes 3 times slowly



Link is failed if light doesn't flash, please repeat above steps  
(Attention: can not link again if remote already finished linking)

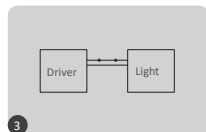
**Unlink:**



turn off light 10 seconds and turn on again



short press "ON" 5 times within 3 seconds

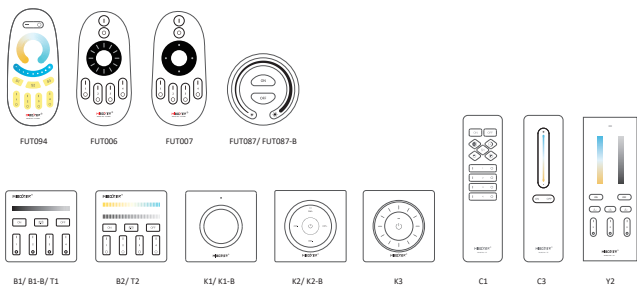


link is done once light flashes 10 times quickly

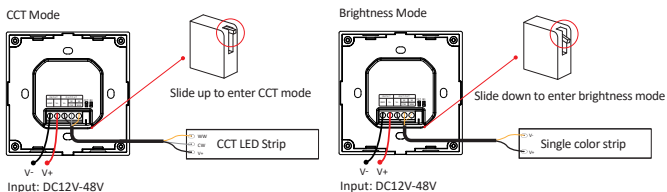


Unlink is failed if light doesn't flash, please repeat above steps  
(Attention: no need to unlink if the light never be linked)

## Compatible Remote ( purchase separately)



## Connection Diagram



## Attention

1. Please ensure that voltage, N and L are correct connection, it will damage the light with wrong wiring
2. Please turn off mains before wiring cable and ensure that connection don't have any problem like short circuit
3. Don't disassemble it if you are not expert
4. Don't use it near magnetic or metal area, it will affect signal and reduce distance.



Made in China