

2.4GHz Wireless Dimming (RGB+CCT)

Model No.: PUSH2

Features

MiBoxer Wireless Dimming features an easy connection to the PUSH switch, eliminating the need for tedious installation steps. Easily implement wireless dimming with existing MiBoxer / Mi-Light 2.4G series lamps. The control distance is 30 meters, supports controlling multiple MiBoxer / Mi-Light 2.4G series lamps, and supports controlling the color, color temperature, brightness and switch of the light through the PUSH switch.

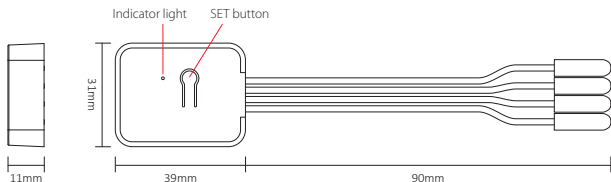
- CR2032 battery powered
- No wiring required, easy to implement PUSH switch to wirelessly control the color, CCT, brightness and switch of lights.
- Compatible with MiBoxer / Mi-Light 2.4G series lamps.
- Using 2.4G RF wireless transmission technology, the control distance is 30 meters, and the number of lamps is unlimited.
- Supports 4096 levels of smooth dimming, the lowest brightness is 0.1%.
- Dimming range: 0.1%-100%



Product Parameters

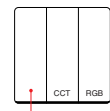
Product Name:	2.4GHz Wireless Dimming (RGB+CCT)
Model No.:	PUSH2
Input Voltage:	3V (CR2032*1PCS)
Transmitting Power:	6dBm
RF:	2.4GHz
Control Distance:	30m
IP Rating:	IP20
Working Temperature:	-10~40°C
Standby Power Consumption:	<3μA

Dimming Grayscale:	4096 Levels
Dimming Range:	0.1%-100%
EMC Standard (EMC):	ETSI EN 301 489-1 V2.2.3 ETSI EN 301 489-3 V2.1.1
Safety Standard (LVD):	EN 61347-1: 2015+A1:2018 EN 61347-2-11: 2001+A1:2019
Radio Equipment (RED):	ETSI EN 300 440 V2.2.1
Certification::	CE, EMC, LVD, RED

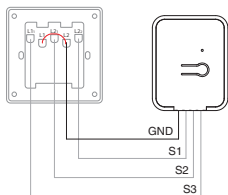


Connection Diagram

PUSH Switch
(Requires separate purchase)



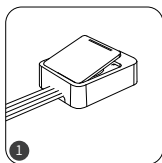
ON / OFF / Brightness



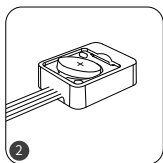
Control Distance 30m

MiBoxer 2.4G
Series Lighting
and Controllers

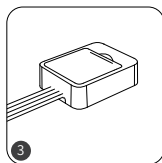
Install batteries



Open battery cover

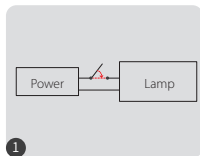


Install CR2032 battery
(Requires separate purchase)

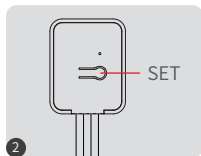


Close the battery cover

Linking Code Instructions



Power off, then power on again after 10 seconds



Short press the "SET" 3 times within 3 seconds

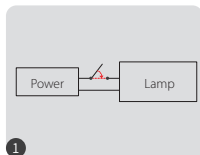


The lamp flashes slowly 3 times, indicating successful linking

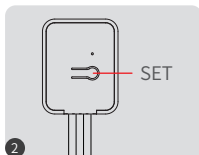


If the lamp does not flash slowly, the code binding failed, please re-perform the above steps.
(Note: Already coded lamps cannot be coded again).

Unlinking Code Instructions



1 Power off, then power on again after 10 seconds



2 Short press the "SET" 5 times within 3 seconds



3 The lamp flashes quickly 10 times, indicating successful unlinking



If the light does not flash quickly, the code clearing failed, please perform the above steps again.
(Note: Already coded lamps cannot be coded again)。

Dimming control

ON/OFF/Brightness

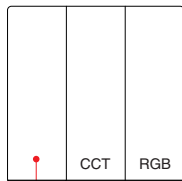
Short press to turn on/off the light, long press to adjust the light brightness.

CCT

Short press to switch to white light, long press to adjust color temperature.

RGB

Short press to switch to colored light, long press to adjust the light color.



ON / OFF / Brightness

Notice

1. Please do not use it in a humid or high temperature environment for a long time. When not in use for a long time, please remove the battery and store it in a dry, static-free environment.
2. Do not use it in an environment with a large area of metal or near strong electromagnetic waves, otherwise the control distance will be seriously affected.



Made in China