

0/1-10V Constant Voltage LED Driver

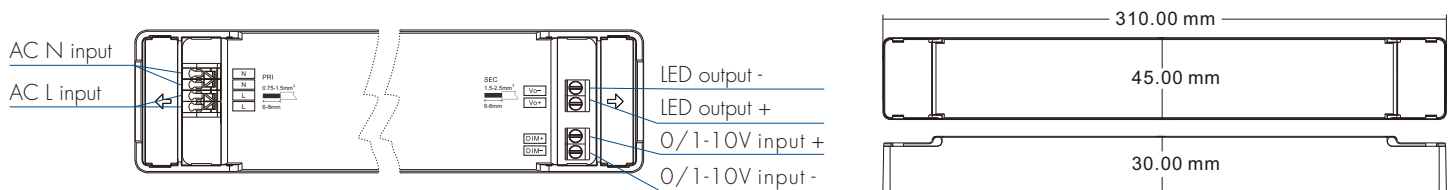
- Dimming interface: 0-10V, 1-10V, 10V PWM, Resistor
- Universal AC input / 110-277VAC
- 1 channel constant voltage output, Max. total output power 150W
- Built-in active PFC function: 0.95 Typ
- THD<10%
- No load/Standby power<0.5W
- Over-heat / Short circuit protection
- Suitable for indoor LED lighting application
- 5 Year, 50,000hr warranty



Applications

- Suitable for LED related fixture or appliance which use LED light bar and LED tape (like LED Decoration or Advertisement devices).
- Office / Commercial / Domestic Lighting, Hotels, Retail and Display.
- Use for retrofit upgrades & new luminaire designs.

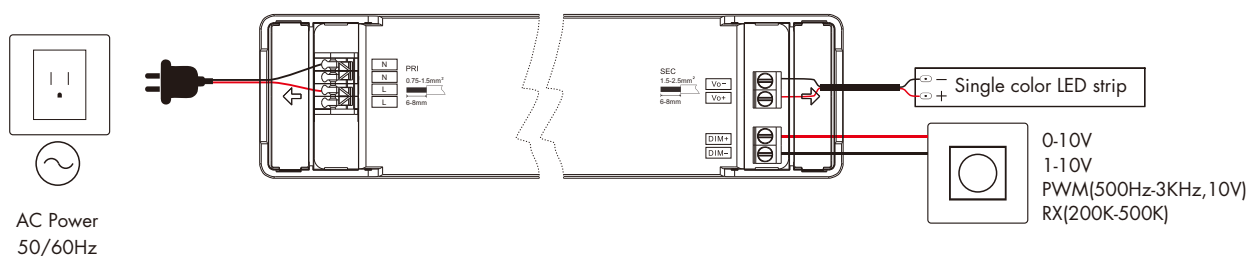
Mechanical Structures and Installations



Technical Parameters

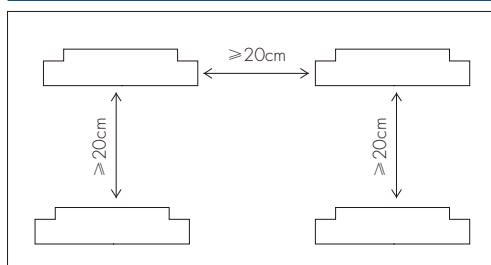
Model		LPV-150M-12	LPV-150M-24
Output	Output Voltage	12VDC	24VDC
	Output Current	Max. 12.5A	Max. 6.25A
	Output Power	Max. 150W	
	Startup time	1000mS/100VAC, 500mS/230VAC	
	Dimming Range	0~100%	
	Ripple & Noise	150mV	240mV
	PWM Frequency	2000Hz	
Input	Input Voltage Range	110~277VAC (Please refer to "Static characteristic" section)	
	Frequency Range	50/60Hz	
	Efficiency	92%/230VAC	
	Alternating Current	1.5A/110VAC, 0.75A/230VAC, 0.7A/277VAC	
	Power Factor	>0.95	
	THD	<10%/110VAC/230VAC, <15%/277VAC@ Full load	
	Inrush Current	Cold start 30A at 230VAC	
	Anti Surge	L-N: 1KV	
	Leakage Current	<5mA	
No Load/Standby Power	<0.5W		
Protection	Over Temperature	Current decrease when PCB temp>100°C, recovers automatically after fault condition is removed	
	Short Circuit	Shut down the output Voltage, recovers automatically after fault condition is removed	
Environment	Working Temperature	-20°C~50°C	
	Tcase Max	90°C	
	Working Humidity	20~90%RH, non-condensing	
	Storage Temperature/Humidity	-40°C~80°C, 10%~95%RH	
	Temperature Coefficient	±0.03%/°C (0-50%)	
	Vibration Resistance	10-500Hz, 2G, 6min/cycle, X,Y,Z axes/2min	
IP Rating	IP20		
Safety&EMC	Security Specifications	IEC/EN61347-1, IEC/EN61347-2-13, GB19510.14	
	Withstand Voltage	I/P-O/P: 3750VAC	
	Insulation Resistance	I/P-O/P: 100MΩ/500VDC/25°C/70%RH	
	EMC Emission	EN55015, EN61000-3-2 Class C, IEC61000-3-3	
	EMC Immunity	EN61000-4-2.3.4.5.6.8.11, EN61547	
	Certifications	CE	
	Net weight	420g	
Gross weight	450g		

Wiring Diagram



- The 0/1-10V input is operable via commercially available simple rotary wall switches designed for 0/1-10V dimming equipment or from dedicated system central dimming controllers.
- Compliant with 0-10V, 1-10V, 10V PWM, RX(4 in 1).
- We recommend the number of LED drivers connected to 0/1-10V dimmer does not exceed 50 pieces, The maximum length of the wires from dimmer to LED driver should be no more than 50 meters.

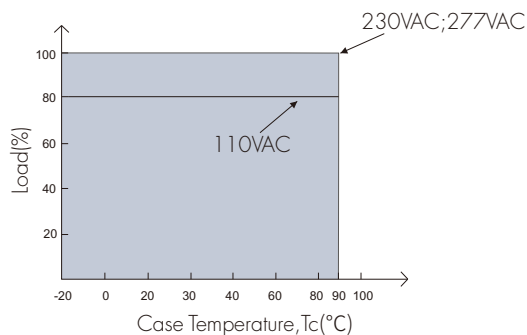
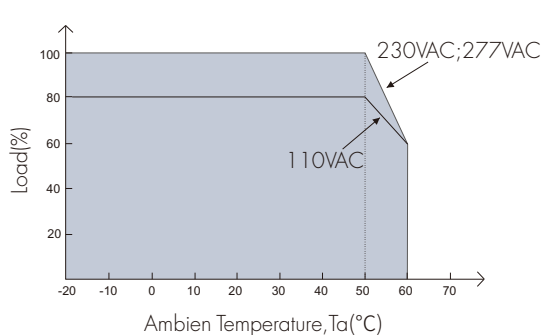
Installation precautions



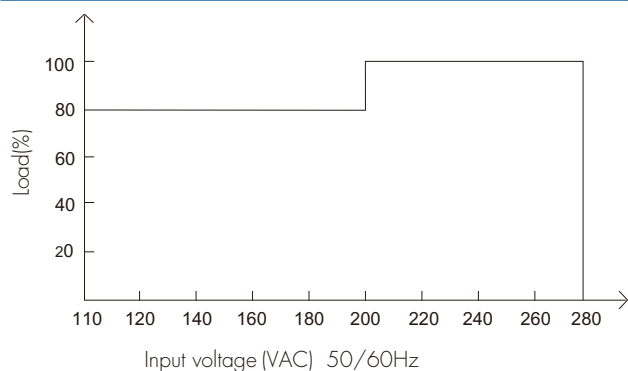
Please do not stack the products.

The distance between two products should be $\geq 20\text{cm}$ so as not to affect heat dissipation and lifespan of the products.

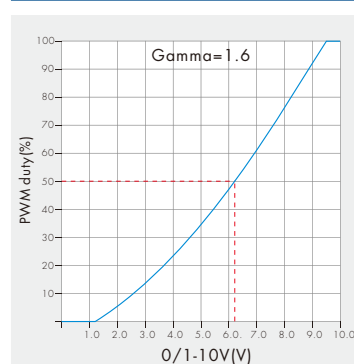
Output Load VS Temperature



Static characteristic



Dimming Curve



Failure analysis and troubleshooting

Fault	Cause	Solution
The light can not be turned on	1. No power 2. Wrong wiring	1. Check the power supply 2. Connection test
Brightness of the light is inconsistent	1. Output cable is too long 2. Wire diameter is too small	1. Reduce wire length or loop power supply 2. Replace Replace to thicker wires
Hiccup flashing light	Overload	Check the power of the light