


RF Signal Repeater

- Apply for wireless signal extension, greatly ensures RF communication stability and wide controlling area.
- Apply for area synchronous dimming to increase synchronous dimming stability.
- Powered by AC100-240V or DC12-24V.
- Compatibility with RF 2.4G remote control or panel.
- Easy to be placed in standard wall junction box.

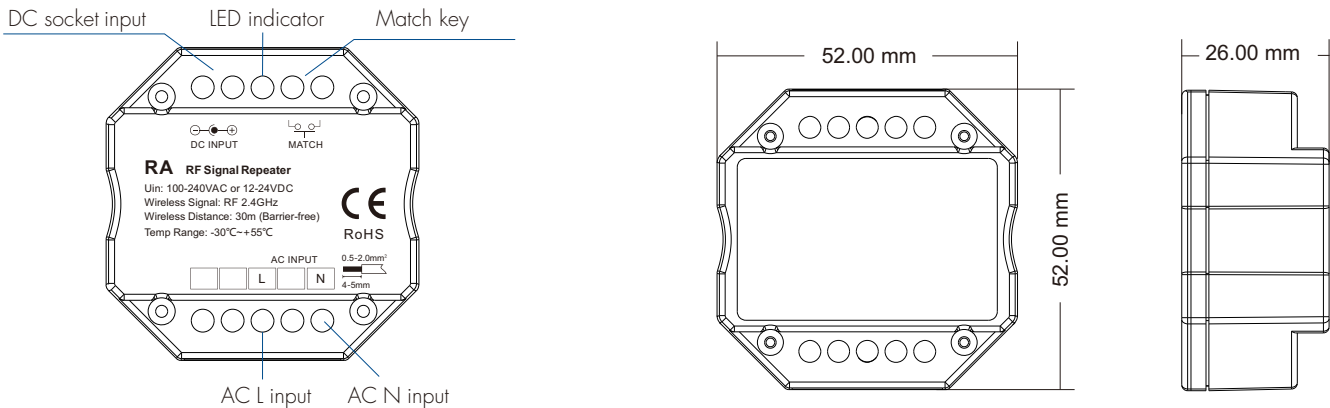


CE RoHS RED

Technical Parameters

Input and Output		Environment		Safety and EMC	
Input voltage	100-240VAC/DC12-24V	Operation temperature	Ta: -30°C ~ +55 °C	EMC standard (EMC)	ETSI EN 301 489-1 V2.2.3 ETSI EN 301 489-17 V3.2.4
Power consumption	AC: ≤0.6W DC: ≤0.4W	Case temperature (Max.)	Tc: +65 °C	Safety standard	EN 61348-1:2015+A1:2021 EN 61348-2-13:2014+A1:2017
Input signal	RF 2.4GHz	IP rating	IP20	Radio Equipment(RED)	ETSI EN 300 328 V2.2.2
Output signal	RF 2.4GHz	Package		Certification	CE,EMC,RED
RF Control distance	30m(Barrier-free space)	Size	L60x W60x H40mm	Warranty	5 years
		Gross weight	0.05kg		

Mechanical Structures and Installations



Match RF Remote Control/ Panel

If you want to extend the remote control signals, please match the RF remote control/panel with the RF signal repeater firstly.

Match:

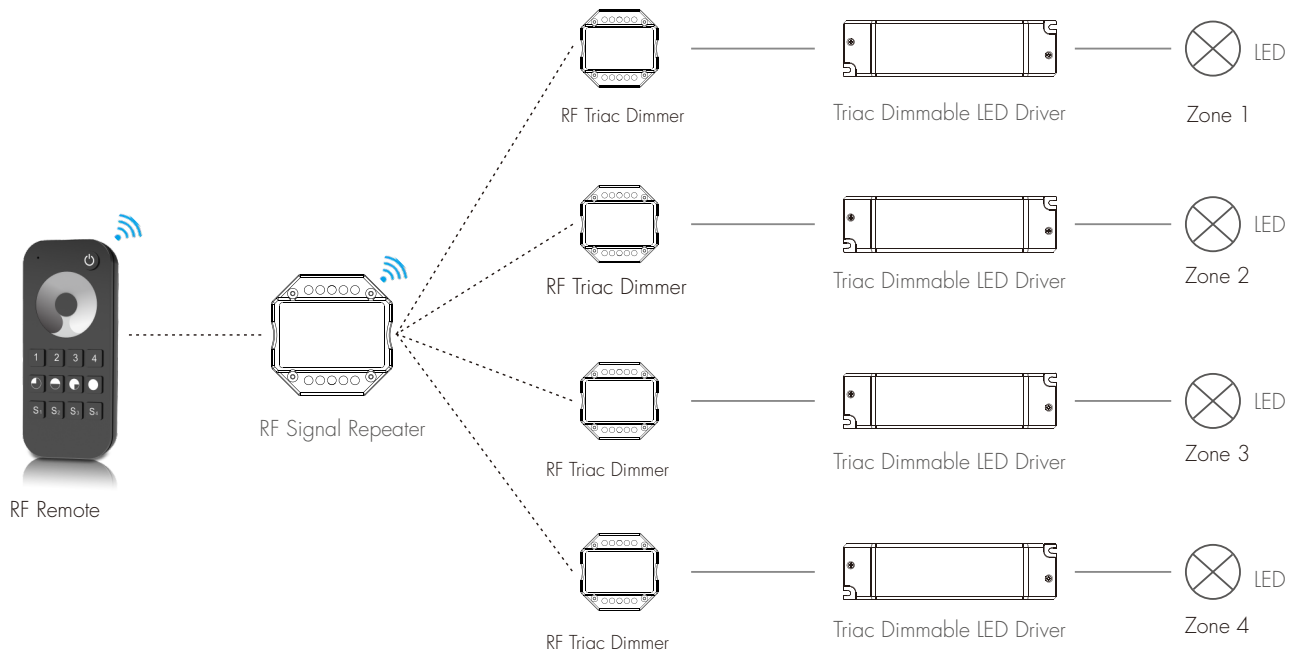
Short press match key, immediately press on/off key of the single zone remote/panel, or zone key of the multiple zone remote/panel.
The LED indicator fast flash a few times means match is successful.

Delete:

Press and hold match key for 5s to delete all match,
The LED indicator fast flash a few times means all matched RF remotes were deleted.

Application Example

1. RF remote & RF repeater application example.



2. RF remote panel & RF repeater application example.

