

Multiple Zone RGB/RGBW RF Remote Controller



Model No.: RS9/RS3/RS4/RS8

18-Key/1,2,4,8 Zone/Touch color wheel/Wireless remote 30m distance/AAAx2 battery/Magnet stuck fix




RS9

1 Zone RGB/RGBW




RS3

2 Zone RGB/RGBW



RS4

4 Zone RGB/RGBW



RS8

8 Zone RGB/RGBW

CE RoHS LVD RED

Features

- Apply to RGB or RGBW LED controller.
- Ultra sensitive color adjustment touch wheel.
- Independent dimming function of each R, G, B, W channel to achieve millions of colors.
- Each remote can match one or more receiver.
- AAAx2 battery powered.
- Operate with LED indicator light.
- Magnet on the back which can be easily stuck on back holder or any metal surfaces.

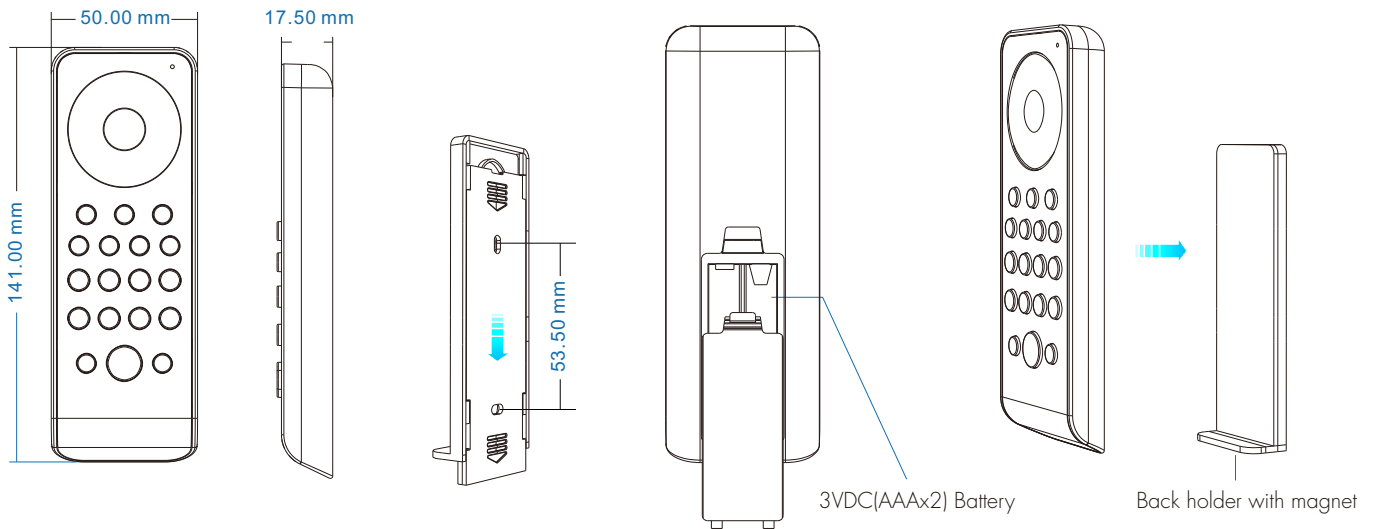
Technical Parameters

Input and Output	
Output signal	RF(2.4GHz)
Working voltage	3VDC(AAAx2)
Working current	< 5mA
Standby current	< 10μA
Standby time	1 year
Remote distance	30m
Warranty	
Warranty	5 years

Safety and EMC	
EMC standard (EMC)	EN301 489,EN 62479
Safety standard(LVD)	EN60950
Radio Equipment(RED)	EN300 328
Certification	CE,EMC,LVD,RED

Environment	
Operation temperature	Ta: -30 °C ~ +55 °C
Case temperature (Max.)	Tc: +85 °C
IP rating	IP20

Mechanical Structures and Installations



To fix the remote, three options are offered for selection:

- Option 1: stuck the remote on any metal surfaces directly.
- Option 2: fix the remote' back holder on the wall with two screws.
- Option 3: adhere the remote' back holder to the wall with paster.

Operation

- When turn on light, the indicator display blue. when turn off light, the indicator display red.
- When touch the color wheel, the indicator will display the same color.
- When press or touch operation is invalid (If the light is off), the indicator display red.
- To extend battery life, no touch or press key operation after a few seconds, the touch wheel will enter sleep state, you need press any key to make touch wheel quit sleep state.

Match Remote Control (two match ways)

End user can choose the suitable match/delete ways. Two options are offered for selection:

Use the controller's Match key

Match:

Short press match key, immediately press zone key of the remote.

Delete:

Press and hold match key for 5s to delete all match, The light blinks 5 times means all matched remotes were deleted.

Use Power Restart

Match:

Switch off the power, then switch on power again, immediately short press zone key 3 times on the remote. The light blinks 3 times means match is successful.

Delete:

Switch off the power, then switch on power again, immediately short press zone key 5 times on the remote. The light blinks 5 times means all matched remotes were deleted.

Key function

● RS9 1 zone RGB/RGBW remote



Touch color wheel.

For dynamic mode, adjust speed, short press 10 levels, long press 2s get the slowest or fastest speed. For static color, adjust saturation, namely change current static color to mixed white slowly, short press 11 levels, long press 1-6s for continuous adjustment.

S- S+ *

Adjust brightness, short press 10 levels, long press 1-6s for continuous adjustment.

P1 P2 P3 P4

8 dynamic mode.

P5 P6 P7 P8

Short press get red, green or blue color directly, long press 1-6s adjust R/G/B brightness continuously to achieve millions of colors.

R G B W

Short press turn on/off white color, long press 1-6s adjust white brightness continuously.

1 Scene 2 Scene

Turn on/off light.

2 scene memory, short press recall the scene, long press 2s save current color into Scene 1/2.

● RS3 2 zone RGB/RGBW remote



Touch color wheel.

For dynamic mode, adjust speed, short press 10 levels, long press 2s get the slowest or fastest speed. For static color, adjust saturation, namely change current static color to mixed white slowly, short press 11 levels, long press 1-6s for continuous adjustment.

S- S+ *

Adjust brightness, short press 10 levels, long press 1-6s for continuous adjustment.

P1 P2 P3 P4

8 dynamic mode.

P5 P6 P7 P8

Short press get red, green or blue color directly, long press 1-6s adjust R/G/B brightness continuously to achieve millions of colors.

R G B W

Short press turn on/off white color, long press 1-6s adjust white brightness continuously.

1 Zone 2 Zone

Turn on/off all 2 zone light.

Zone 1/2 on/off. Short press select and turn on zone light, long press 2s turn off zone light. short press 1/2 zone key fastly, will select two zone synchronously.

● RS4 4 zone RGB/RGBW remote



● RS8 8 zone RGB/RGBW remote

