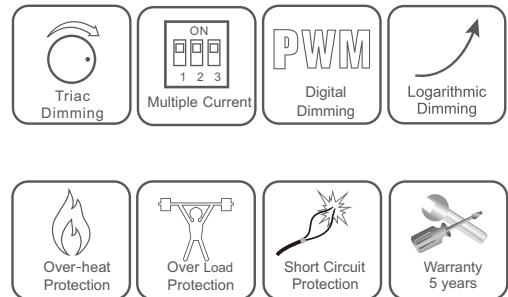


Triac Constant Current LED Driver



Model No.: TE-10A



Features

- Dimming interface: Triac/ELV
- 1 channel constant current output, configurable current via DIP switch
- Apply to leading edge/trailing edge Triac dimmers and dimming system
- PWM digital dimming, no alter LED color rendering index
- Over-heat / Over-load / Short circuit protection, recover automatically
- Full protective plastic case
- Suitable for indoor LED lighting application
- 5 Year, 50,000hr warranty

Mechanical Structures and Installations



Technical Parameters

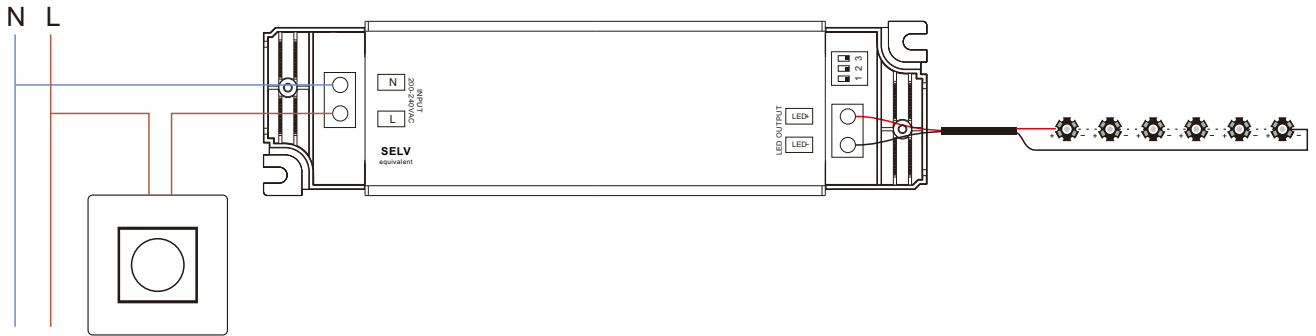
Output	Output Voltage	3-25V	3-25V	3-25V	3-25V	3-24V	3-24V	3-22V	3-20V	
	Output Current	150mA	200mA	250mA	300mA	350mA	400mA	450mA	500mA	
	Output Power	0.5-3.7W	0.6-5W	0.7-6.2W	0.9-7.5W	1-8.4W	1.2-9.6W	1.4-10W	1.5-10W	
	Max Output Voltage	28VDC								
	Dimming Range	0~100%								
	PWM Frequency	500Hz								
	Current Accuracy	±6%								
	Rise Time	220ms/230VAC								
Input	Input Voltage Range	200VAC~240VAC								
	Frequency Range	50/60Hz								
	Efficiency	>80%/220VAC								
	Alternating Current	0.11A/220VAC								
	THD	>15%/230VAC								
	Inrush Current	Cold start 16A at 230VAC								
	Leakage Current	< 0.5mA/230VAC								
	No Load Power	< 1W								
Protection	Over Load Power	When O/P voltage exceed its range, O/P current declines, auto recovers when the load is reduced.								
	Short Circuit	Shut down automatically if short circuit occurs, auto recovers.								
	Over Temperature	Intelligently adjust or turn off the output current if the PCB temp > 100°C, auto recovers.								
Environment	Working Temperature	-30°C~55°C								
	T-case Max	70°C								
	Working Humidity	20%~90%RH, non-condensing								
	Storage Temp/Humidity	-40°C~80°C, 10%~95%RH								
	Temperature Coefficient	±0.03%/°C (0-50%)								
	Vibration Resistance	10-500Hz, 2G, 6min/cycle, X,Y,Z axes/2min								
	IP Rating	IP20								
Safety&EMC	Security Specifications	IEC/EN61347-1, IEC/EN61347-2-13								
	Withstand Voltage	I/P-O/P: 3750VAC								
	Insulation Resistance	I/P-O/P: 100MΩ/500VDC/25°C/70%RH								
	EMC Emission	EN55015, EN61000-3-2 Class C, IEC61000-3-3								
	EMC Immunity	EN61000-4-2.3.4.5.6.8.11, EN61547								
	Certifications	CE, EMC								

Applications

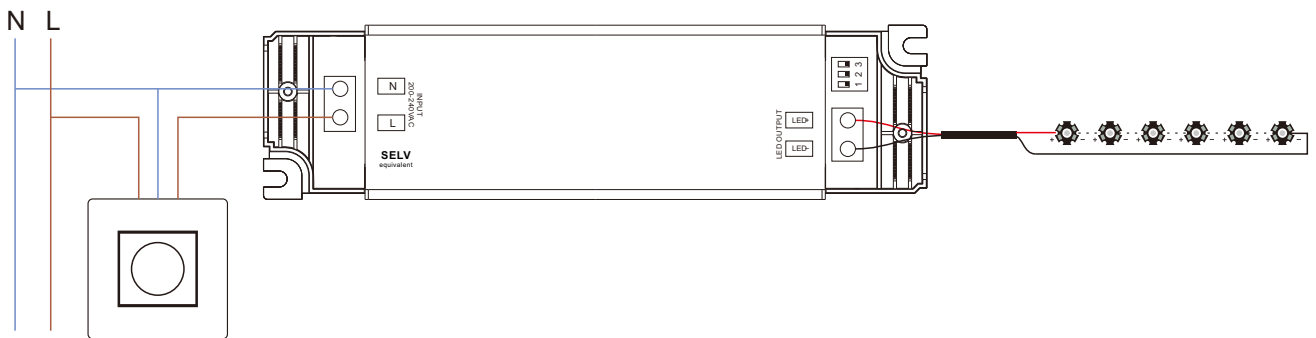
- Suitable for downlight, spotlight and decorative applications.
- Office / Commercial / Domestic Lighting, Hotels, Classrooms, Warehouse, Health care, Retail and Display.
- Use for retrofit upgrades & new luminaire designs.

Wiring Diagram

1. Connect Triac dimmer(no Neutral wire)



2. Connect Triac dimmer(with Neutral wire)



Triac Dimming Input

While connected with a Triac dimmer, such as Lutrom, Clipsal, Dynalite dimmer, different Triac dimmers from different suppliers may have different minimum dimming levels which the driver can not be dimmed below. To dim to 1%, please make sure the dimmer supports 1% minimum dimming level.

Dimming Curve

