

MT-100-250-D2D1  
 MT-300-450-D2D1  
 MT-500-650-D2D1

MT-100-250-D2D1  
 MT-300-450-D2D1  
 MT-500-650-D2D1




**Flicker-free**  
 IEEE 1789

**CE RoHS**

**DALI Constant Current Driver**  
 Special for magnetic & linear lamp

- No input polarity.
- DC to DC constant current output.
- DALI 2.0 protocol.
- Ultra-small size , suitable for STUCCHI standard housings.
- Magnetic installation is quiet without high-frequency sound.
- Smooth dimming curves without kicker.
- Short circuit, overload and anti-reverse protection.



**Technical Specs**

MODEL		MT-100-250-D2D1	MT-300-450-D2D1	MT-500-650-D2D1
<b>OUTPUT</b>	Output Voltage	9-45Vdc	9-42Vdc	9-39Vdc
	Output Current Range	100-250mA	300-450mA	500-650mA
	Output Power	0.9W-11.25W	2.7W-18.9W	4.5W-25.35W
	Current Accuracy	+15mA/-25mA	+15mA/-25mA	+5%
	Dimming Range	0-100% , down to 0.1%	0-100% , down to 0.1%	0-100% , down to 0.1%
	Channel	2	2	2
<b>INPUT</b>	Dimming Interface	DALI-2 DT8		
	Input Voltage	48Vdc±5% (No polarity)		
	Input Current	<0.28A	<0.57A	<0.65A
	Efficiency(Typ)	≥87%	≥87%	≥87%
	Standby Power	≤0.5W	≤0.5W	≤0.5W
<b>ENVIRONMENT</b>	Working Temperature	ta: -30~55°C tc: 87°C		
	Working Humidity	20~95%RH, non-condensing		
	Storage Temperature	-40~80°C, 10~95%RH		
<b>PROTECTION</b>	Overload Protection	The load voltage is out of range,the current drops until the power is turned on again.		
	Short Circuit Protection	Close output and automatically recover once the fault is removed.		
	No-load Protection	The product does not be damaged.		
	Hot Plug	Support electric plug plug.		
	Input Anti -reverse Protection	No input polarity , able to output normally.		
<b>OTHERS</b>	Dimensions	125×14×9.5mm (L×W×H)		
	Weight(G.W.)	12.5g±2g		
	Carton Size	370×290×190mm (L×W×H) ,240pcs/ctn 4.4kg±5%ctn		

## Output Current Selection

\* Please select the current through the DIP switch on the circuit board when the power is off.



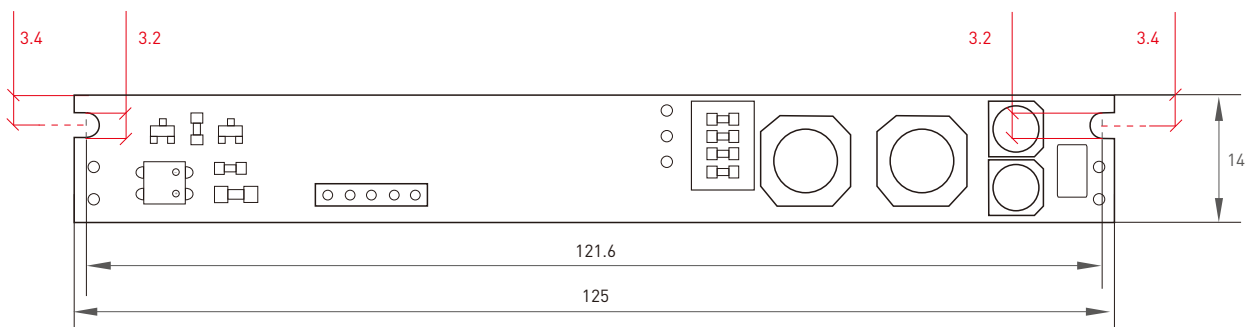
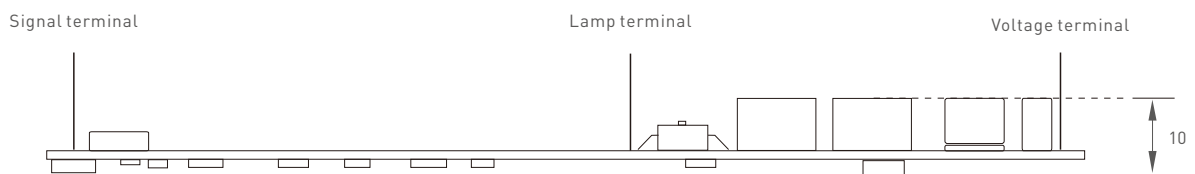
DIP Switch		↓ ↓ ↓ ↓	↓ ↑ ↑ ↑	↑ ↓ ↓ ↓	↑ ↑ ↑ ↑	 ON OFF
MT-100-250-D2D1	Output Current	100mA	150mA	200mA	250mA	
	Output Voltage	9-45Vdc	9-45Vdc	9-45Vdc	9-45Vdc	
	Output Power	0.9W-4.5W	1.35W-6.75W	1.8W-9W	2.25W-11.25W	

DIP Switch		↓ ↓ ↓ ↓	↓ ↑ ↑ ↑	↑ ↓ ↓ ↓	↑ ↑ ↑ ↑	 ON OFF
MT-300-450-D2D1	Output Current	300mA	350mA	400mA	450mA	
	Output Voltage	9-42Vdc	9-42Vdc	9-42Vdc	9-42Vdc	
	Output Power	2.7W-12.6W	3.15W-14.7W	3.6W-16.8W	4.05W-18.9W	

DIP Switch		↓ ↓ ↓ ↓	↓ ↑ ↑ ↑	↑ ↓ ↓ ↓	↑ ↑ ↑ ↑	 ON OFF
MT-500-650-D2D1	Output Current	500mA	550mA	600mA	650mA	
	Output Voltage	9-39Vdc	9-39Vdc	9-39Vdc	9-39Vdc	
	Output Power	4.5W-19.5W	4.95W-21.45W	5.4W-23.4W	5.85W-25.35W	

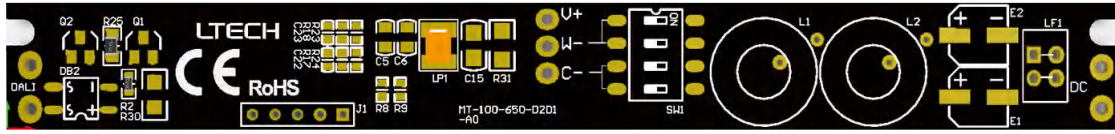
## Dimensions

Unit:mm



## Terminal description

PCB board



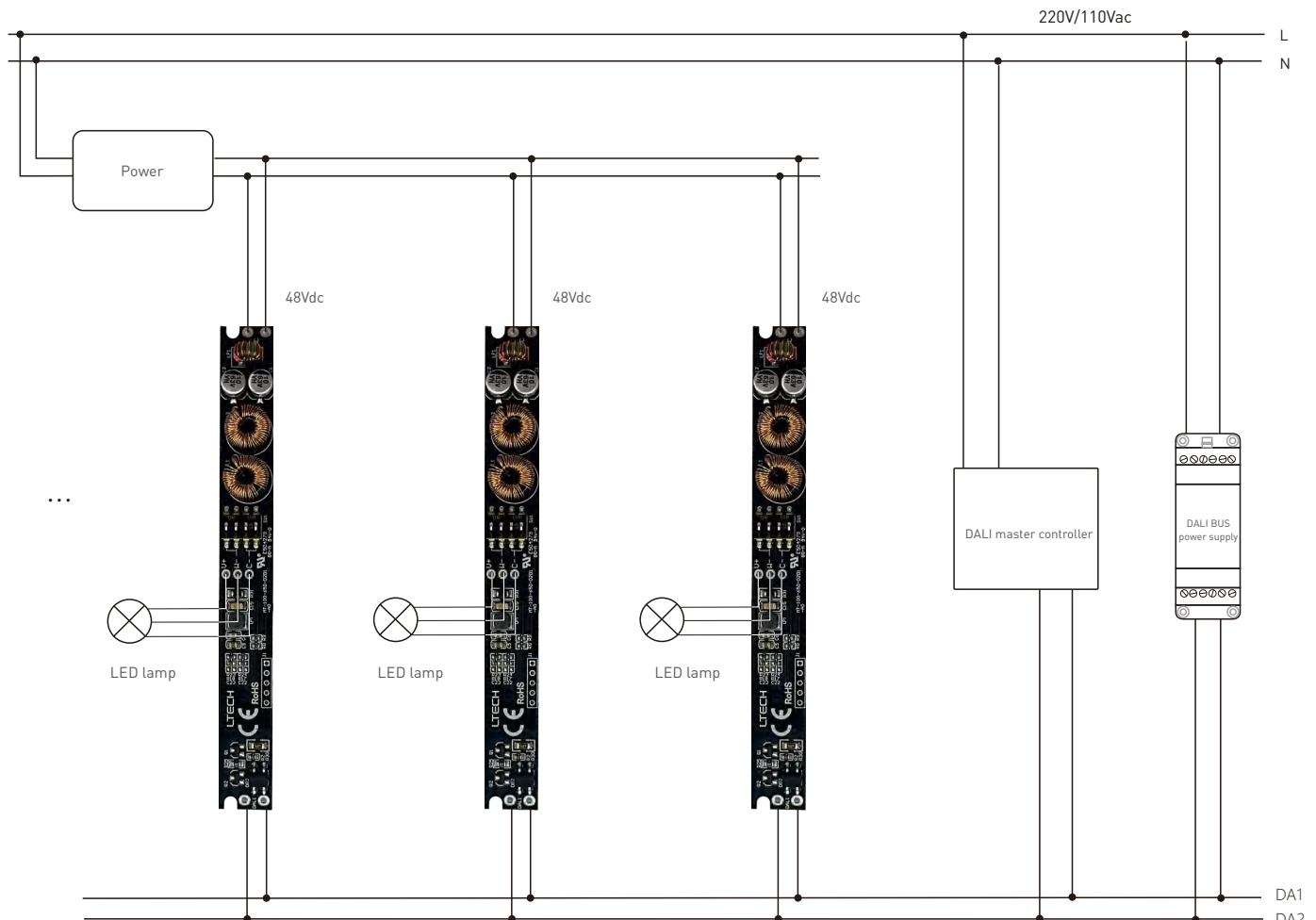
Main view



Side view



## Wiring Diagram



## Attentions

- Products shall be installed by qualified professionals.
- LTECH products are non-waterproof (special models excepted). Please avoid the sun and rain. When installed outdoors, please ensure it is mounted in a water proof enclosure.
- Good heat dissipation will extend the working life of products. Please ensure good ventilation.
- Please check if the working voltage used complies with the parameter requirements of products.
- The diameter of wire used must be able to load the light fixtures you connect and ensure the firm wiring.
- Before you power on products, please make sure all the wiring is correct in case of incorrect connection that causes damage to light fixtures.
- If a fault occurs, please do not attempt to fix products by yourself. If you have any question, please contact your suppliers.

\* This manual is subject to changes without further notice. Product functions depend on the goods. Please feel free to contact our official distributors if you have any question.

## Warranty Agreement

- Warranty periods from the date of delivery : 5 years.
- Free repair or replacement services for quality problems are provided within warranty periods.

### Warranty exclusions below:

- Beyond warranty periods.
  - Any artificial damage caused by high voltage, overload, or improper operations.
  - Products with severe physical damage.
  - Damage caused by natural disasters and force majeure.
  - Warranty labels and barcodes have been damaged.
  - No any contract signed by LTECH.
1. Repair or replacement provided is the only remedy for customers. LTECH is not liable for any incidental or consequential damage unless it is within the law.
  2. LTECH has the right to amend or adjust the terms of this warranty, and release in written form shall prevail.

## Update Log

Version	Updated Time	Update Content	Updated by
A0	2023.04.13	Original version.	Yang Weiling